


# SAFETY STATEMENT

## WATER SAFETY CODE



Event: <b>CORK HEAD OF THE RIVER</b>	Location: <b>The River Lee, The Marina, Cork</b>
Compiled by: <b>Cork City Regatta Committee</b>	Event date: <b>Saturday 2<sup>nd</sup> March 2024</b>

### Policy

It is the policy of the Cork City Regatta Committee to encourage water safety awareness during the event. The safety of competitors, spectators, CHOR officials and volunteers is given the highest priority in the organising and the running of the Head. Safety will be assured through the implementation of the Safety Plan.

### Objectives

The Safety Plan had six main objectives:

1. Our goal is to have zero accidents.
2. To ensure that racing is conducted with due observance of all safety conditions in Rowing Ireland's Rules of Racing.
3. To manage hazards specific to Cork Head of the River course on the River Lee.
4. To provide adequate First Aid and medical services at the regatta course.
5. To investigate any incidents of a hazardous nature which occur during the Head.
6. The Regatta Committee has appointed a safety officer who will take overall responsibility for co-ordination and execution of the Safety Plan.

### Responsibility

In accordance with the current guidelines, it is the responsibility of each participating Club Committee to ensure the safety of their members while participating.

References include:

- The Department of the Marine and Natural Resources
- The National Safety Council
- The Irish Sailing Association
- The Irish Amateur Rowing Union

### Intent

It is the intention of the Organising Committee to implement its own policy and to provide example to participating Clubs by creating a positive Safety Environment during the event.

## **Method**

Safety awareness will be promoted by:

1. Informing Club Secretaries of the event rules in advance by correspondence
2. Holding a coxes safety meeting prior to the event at 08:00am, in Lee Rowing Club.
3. Slip Marshals ensuring crews to check their boat safety features.
4. Appointing Safety Marshal Launches as required on the river, per Appendix A.
5. Providing Rescue Launch Ribs from Aghada Sea Scouts.

## **Marshals**

Marshals are requested to assist voluntarily in the safe running of the event by

1. Providing a presence on the river, per appendix A.
2. Marshalling crews to the start in a prompt and orderly manner and return to slipping area when finished.
3. Giving information to the other river users
4. Assisting crews in the event of equipment failure, collision, or an accident

Marshals are concerned with encouraging the Safety of

1. Themselves
2. Competitors
3. Event Organisers
4. Other River users

## **Marshals Safety Code**

1. Be aware of the weather forecast for the day.
2. Check your engine, oars, oarlocks, bailer, fuel tank, bung, and painter to ensure that they are secured properly and in good working order. It is good practice to carry alternative source of propulsion.
3. Carry out a visual inspection of the hull for damage.
4. Ensure that each person onboard wears a lifejacket or buoyancy aid.
5. Check the propeller for dents and nicks which could cause the engine to vibrate.
6. Wear the engine "dead-man" cord at all times of operation.
7. Make sure that nobody is standing in the water near the propeller and that no one is standing behind you when pulling the starting cord.
8. Consult the handbook if in doubt about operation of the engine, carburettor flooding or any other issue such as tilting mechanism as these are necessary skills in the event of a rescue of rowers.
9. When the engine fires check the cooling water tell-tale and allow the engine to run for a few minutes before closing the choke.
10. Make a visual check to ensure that you have sufficient fuel.
11. Forbid horseplay and never drink alcohol.
12. Do not carry more than the authorised number of passengers in your boat as recommended by the manufacturer.
13. Make sure that you co-ordinate your movements on the river with the needs of the Water Co-ordinator and keep in regular communication.

### **Crew Safety**

It is the responsibility of each participating club to ensure that their competing crews are competent to participate in the grade for which they are entered. On the day the cox or steer person must attend the coxes meeting and must register their attendance. This meeting will include a safety brief. A map of the river included in the programme or provided separately, see Appendix B.

All equipment must comply with the I.A.R.U. Safety regulations; especially bow balls and heel straps.

### **Boat Accident Recovery Procedure**

1. Approach the recovery location from downwind where possible.
2. Inform other marshals in the area and the Water Coordinator immediately so that onshore services can be altered.
3. Secure the recovery craft to the bow or stern of the boat requiring assistance.
4. Stop the engine before giving further assistance due to danger from the propeller.
5. Recover the persons in the water over the stern only.
6. After recovery more persons needing assistance to the nearest of the following locations:
  - Start Area
  - Slip Areas
  - The South bank of the Head Course, the Marina side.
  - Finish Area

The safety of competitors, event organisers, spectators and other river users is the priority activity. Unless abandoned boats or equipment represent a hazard to others their recovery should be left until after the event when river traffic has eased.

### **First Aid and Medical Services**

On site First Aid personnel, ambulance, will be available at Lee Rowing Club in a designated area for the duration of the Head.

### **Emergency Services**

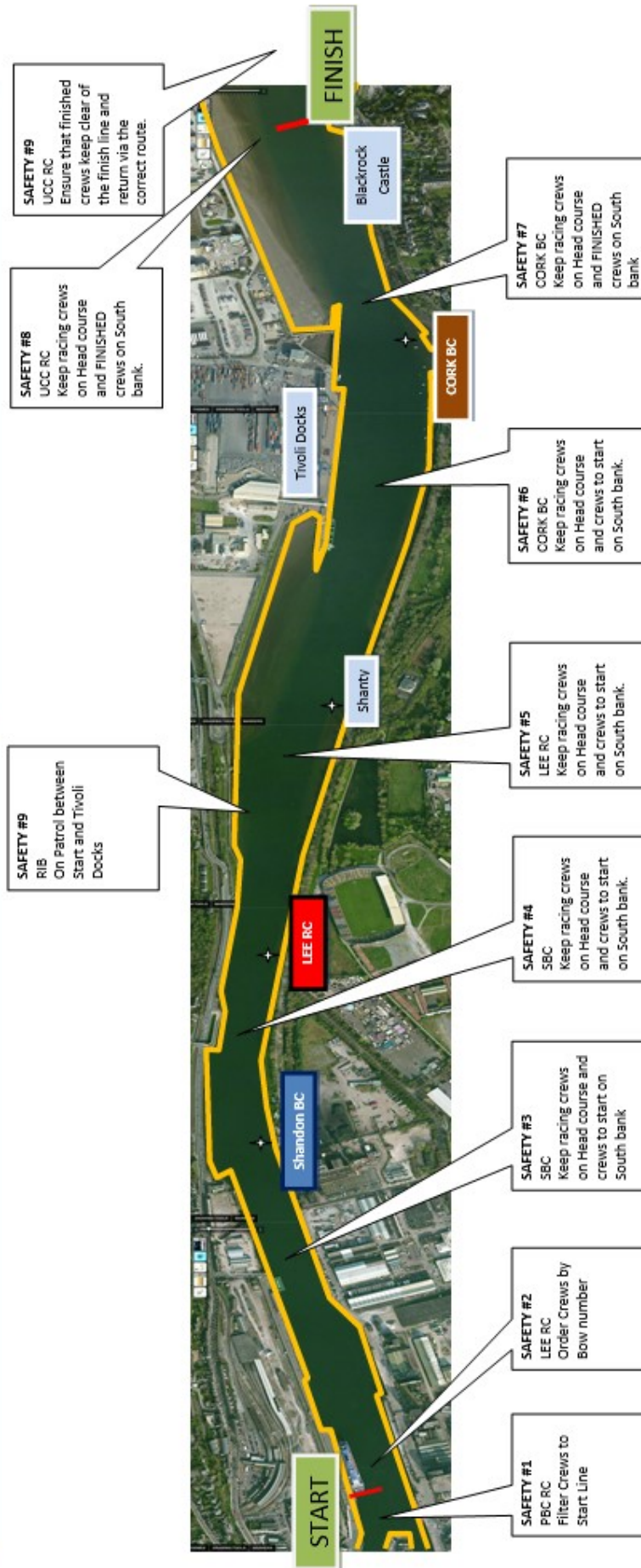
Below are the contact details for the Emergency Services in the area:

- Emergency numbers: 999 or 112
- Cork University Hospital 021 454 6400
- Anglesea Street Garda Station 021 452 2000

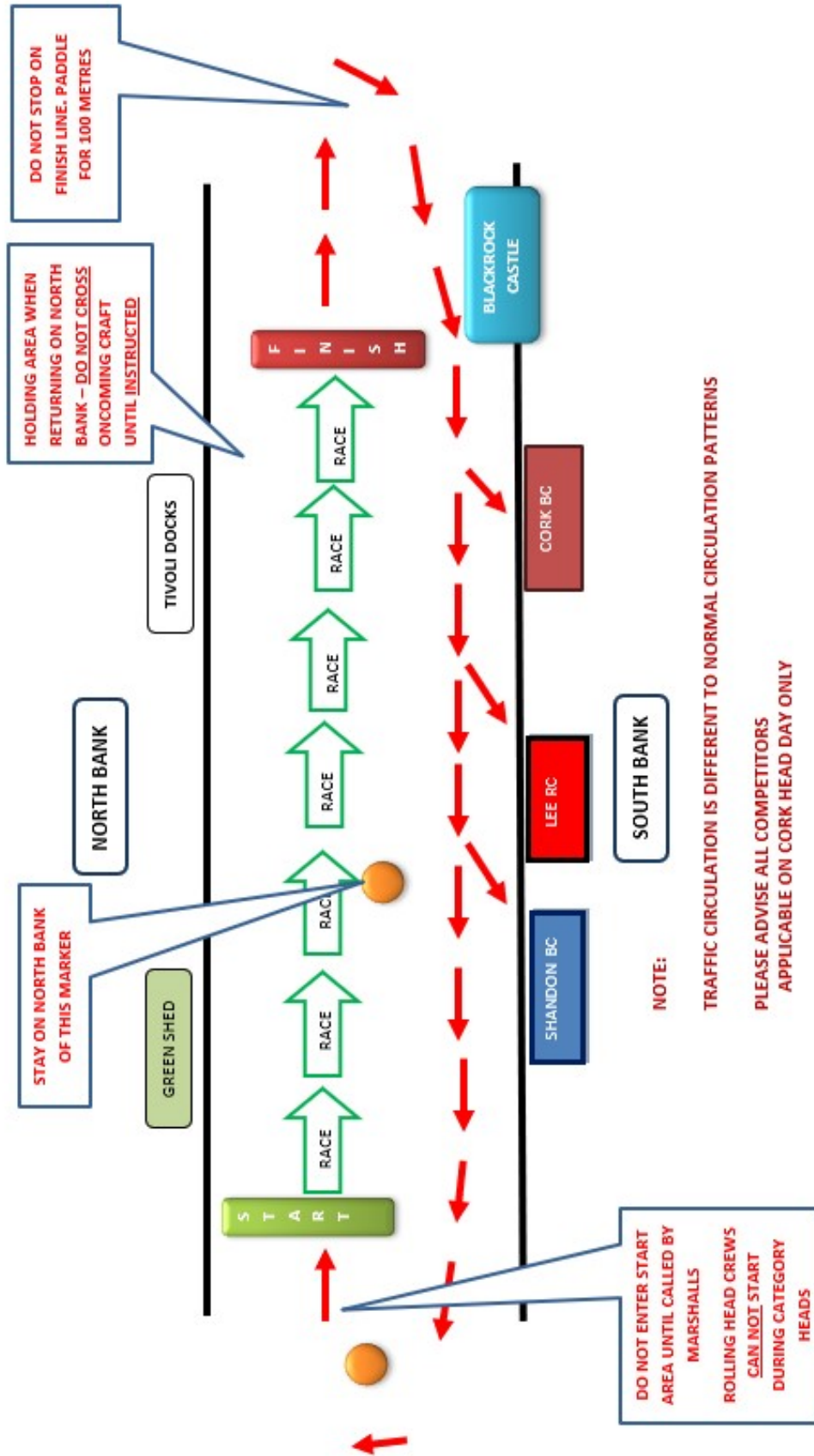
### **Summary**

Encouraging Water Safety during the event is an ongoing activity. It is an essential element of all decisions made in the organising of the event. Compliance with the code is a condition of entry and the code will be reviewed annually.

## Cork Head of the River – Safety Launch Positions



# Cork Head of the River – Racing Course Traffic Flow



/CHOR\_Racing\_Course